
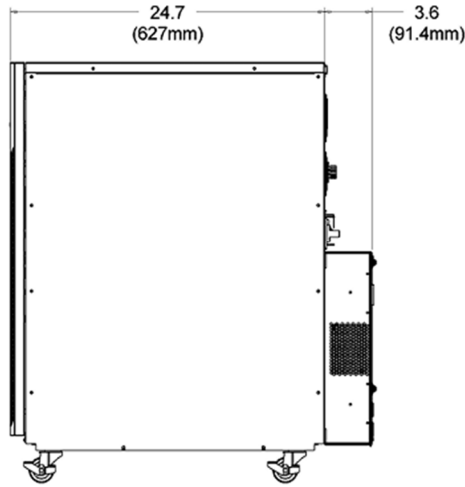


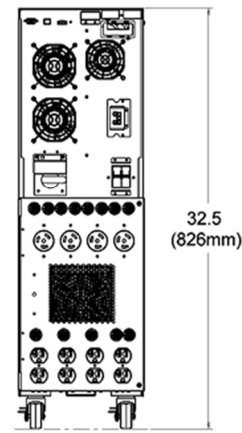
Security Plus II UPS Specifications



FRONT



SIDE



REAR

MODEL		ABCDEF3002-11	ABCDEF3002-22	
TOPOLOGY		Dual DSP control double-conversion true sine wave output, IGBT rectifier and inverter with internal isolation transformer.		
INPUT	Voltage (VAC)	120	208/220/230/240	
	Voltage Range (VAC)	110 - 300		
	Voltage Tolerance	+28% / -15% @ Full Load 1.0 PF (Before Switching to Batteries)		
	Frequency (Hz)	50 / 60 Auto Detect		
	Frequency Tolerance	46 Hz to 64 Hz (Before Switching to Batteries)		
	Power Factor	> 0.99		
	Current THD	< 4.0%		
	Connection	Hardwired Standard; Line Cord Optional (Contact Factory)		
	Inrush Current (A)	200 Max		
	Capacity (VA)	3371		
OUTPUT	Capacity	3000VA / 3000W		
	Voltage (VAC)	104 / 110 / 115 / 120	208 / 220 / 230 / 240	
	Voltage Regulation	± 2.0% Max, ± 1.0% Normal		
	Output Voltage THD	< 2.0%		
	Power Factor	1.0		
	Step Load Response	± 4.0% for 50% Step Load Change ± 6.0% for 100% Step Load Change Return to ± 3.0% of Nominal Within 11 Cycles		
	Crest Factor	3:1		
	Frequency (Hz)	50 / 60 Synchronize with Utility ±4		
	Frequency Regulation	± 0.1 Hz		
	Overload	10 Minutes < 110% 1 Minute < 130% 500ms > 300%		
	Efficiency	AC-AC > 90.0% ECO > 97%	AC-AC > 90.0% ECO > 97%	DC-AC > 88.0%
	Common Mode Noise	< 0.5 VRMS		
Output Connection	Hardwired Standard; Output Receptacles Optional (Contact Factory)			
BYPASS	Input Voltage (VAC)	110 ~ 276		
	Output Voltage (VAC)	110 ~ 276		
	Transformer Voltage Regulation	± 3.0%		
	Overload	Continuous Below 130% 1 Minute at 130% 1 Cycle at 1000%		

BATTERY	Voltage (VDC)	240, Nominal; 270 Float
	Battery	12V, UPS12460 Flame Retardant, High Rate, Sealed Lead-Acid
	Quantity	20
	Charge Current (ADC)	4
	Backup Time (min)	See Run-time Chart on Page 3
	Recharge Time	7 hours to 90%
ENVIRONMENT	Temperature (°C)	Operating: 0 to 40 Transit: -15 to 60
	Altitude (m)	Operating: 2,000 Transit: 12,000
	Humidity	5.0% to 90.0%, Non-Condensing
	Audible (dBA)	55-60 @ 1 Meter from Front of Unit
	Heat Dissipation (BTU/hr)	1264
AGENCIES	EMC	FCC Part 15J Class A EN 55022 Class A / CISPR 22 IEC 61000-3-2 IEC61000-4-2, Electrostatic Discharge IEC61000-4-3, Level 3 Radiated Electromagnetic Field Immunity IEC61000-4-4, Level 4 Electrical Fast Transient/ Burst Immunity IEC61000-4-5, Level 4 Surge Immunity IEC61000-4-6, Level 3 Immunity to Conducted Radio Frequency Disturbances IEC61000-4-8, Level 4 Power Frequency Magnetic Field Immunity IEC61000-4-11, Voltage Dips, Short Interruptions, and Voltage Variations IEC62040-1-1, Safety & Leakage Current IEC62040-1-2, Insulation & Dielectric Rigidity
	Safety Agencies	UL1778 5 th Edition CSA22.2 No.107.3 IEC 62040-2:2018
	RoHS	All units are RoHS compliant
OTHER	Communication	RS-232 USB DB-9 Dry Contacts Internal SNMP Adapter (Optional)
	Unit Weight (lbs/kg)	-11 Models 266 / 121 -22 Models 266 / 121
	Shipping Weight (lbs/kg)	-11 Models 299 / 136 -22 Models 299 / 136
	Plug & Receptacle*	Contact Factory for PDU Configurations

*Hardwired unit is standard. Plug & Receptacle is optional. Contact factory for part numbers.

NOISE REJECTION-ISOLATION: With unit under power and an ANSI/IEEE C62.41Cat. A pulse applied either normal or common mode at the input, the noise output voltage will be less than 10V normal mode and less than 0.5V common mode in all four quadrants (CM-NM, NM-NM, CM-CM, NM-CM).

SURGE VOLTAGE WITHSTAND CAPABILITY: Tested under power to ANSI/IEEE C62.41 Cat. A & B (formerly IEEE587-1980). Cat. A - 6000V @ 200 amps, 0.5 usec risetime, 100 kHz decay, Cat. B - 6000V @ 500 amps, 0.5 usec risetime, 100 kHz decay.

Compatible External (Extended Run) Battery Cabinets

ABCDEF3002-22 TYPICAL RUN-TIMES (MINs)				
	25% (750 W)	50% (1500 W)	75% (2250 W)	100% (3000 W)
Internal Batteries Only	84	36	22	15
Internal + 1) D24040-22	252	109	65	46
Internal + 2) D24040-22	420	181	109	77
Internal + 3) D24040-22	588	253	153	108
Internal + 4) D24040-22	> 12 Hrs	325	196	138
Internal + 5) D24040-22	> 12 Hrs	398	240	169
Internal Batteries Only	84	36	22	15
Internal + 1) D24060-22	336	145	87	61
Internal + 2) D24060-22	588	253	153	108
Internal + 3) D24060-22	> 12 Hrs	362	218	154
Internal + 4) D24060-22	> 12 Hrs	470	283	200
Internal + 5) D24060-22	> 12 Hrs	579	349	246

Notes: Run-Times are based on new fully charged batteries at 25°C ambient.

Warranty/Support: AMETEK Powervar warrants the electronics and transformers used in its uninterruptible power supplies to be free from defects in materials and workmanship for a period of three years from the date of shipment. Batteries are warranted for a period of two years from the date of shipment for standby use; 90 days for cyclic use. For North American service or support on any AMETEK Powervar product, please contact AMETEK Powervar Technical Support at (800) 369-7179; in Illinois call (847) 596-7000. For service and support in EMEA, contact AMETEK Powervar in the United Kingdom at +44 (0) 1793 553980. To view the AMETEK Powervar Warranty Policy and Procedures visit www.powervar.com.