


What ONEAC Power Protection Can Mean to You

Combining ONEAC isolation transformer-based power conditioning technology with every installation virtually eliminates ATM downtime. Your organization will benefit from reduced hardware failures and fewer "no trouble found" service calls – extending the life of your equipment and adding to your bottom line.



Your company's investment in an ONEAC Power Protection Solution will rapidly be repaid through greater customer satisfaction, fewer service calls and increased ATM availability which means an increase in revenue.



ONEAC protection effectively prevents lightning and other electrical disturbances from affecting performance of ATM systems.

If you're not using ONEAC Power Conditioning, you're leaving transaction fees on the table.

What does downtime actually cost your organization? Let's take a closer look.

ATM Downtime Analysis

Cost to dispatch service technician for each service call \$ _____

Average length of each dispatched service call _____

Average Transaction fees (peak/non-peak) lost per service call
transactions _____ x transaction fee _____ = \$ _____

Average cost per call for hardware replacement not covered by service contract \$ _____
(computer boards, modems, power supplies, etc.)

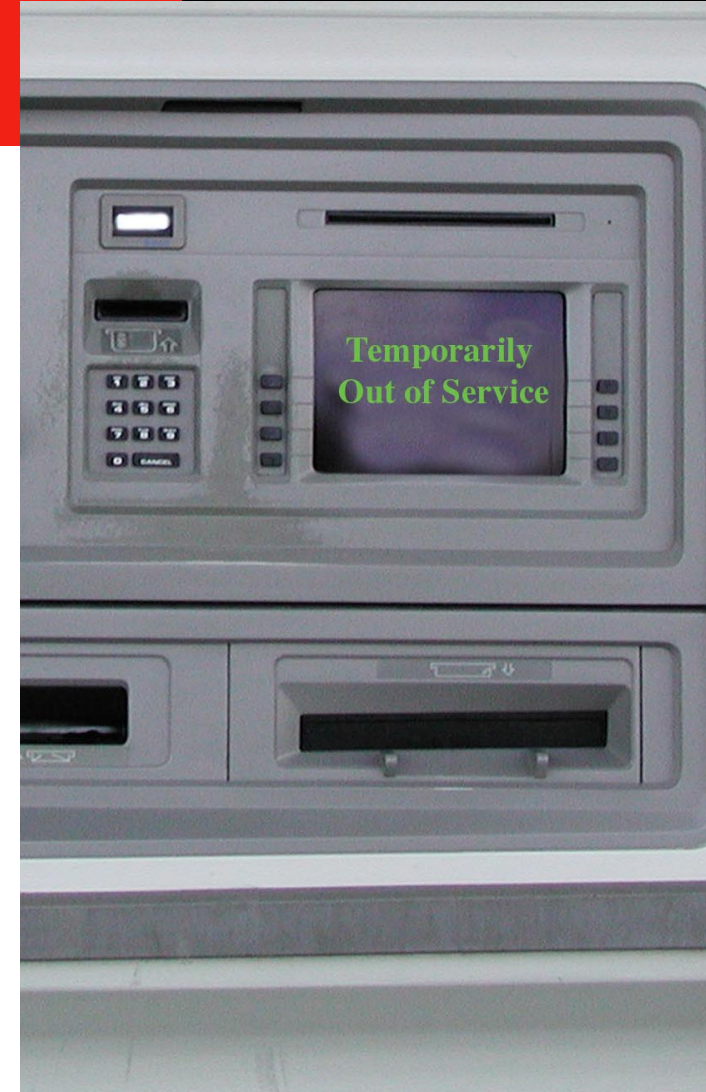
Cost of man hours per service call to identify system problem \$ _____
(hardware, software, environment)

Per ATM:
Total cost per service call (add \$ above) \$ _____

Total cost of service calls annually
\$ per call _____ x # of svc. calls per yr. _____ = \$ _____

Potential savings per yr. when ONEAC Power Conditioning is installed
Annual cost of service calls \$ _____ x 50% = \$ _____

Value of increased customer satisfaction \$ Priceless



Isn't it time you increased your ATM's Profits?

Your ATM is constantly under attack.

Power and data lines conduct more than the signals and power that make your ATM work. They also carry electrical disturbances that can shut your ATMs down. The occasional lightning strike is an obvious example.

Everyday high-frequency interference, while less dramatic, can be equally devastating. Caused by utility grid switching as well as elevators, HVAC units, copiers and other equipment on building power lines, these constant power line disturbances can cause ATM service disruptions and component failure.



Any interruption in ATM performance can result in lost transactions – lost revenue. An ONEAC power protection solution prevents these problems from occurring.

ONEAC simplifies site preparation.

In the long run, ONEAC costs far less than installing a dedicated Isolated Ground circuit. Dedicated circuits can't stop lightning and other electrical disturbances from entering your ATM systems. ONEAC offers far better protection; eliminating all power disturbances.

ONEAC is also portable — offering complete flexibility to accommodate changes in equipment, floor plan or ATM location. ONEAC UPSs, power conditioners, and communication line protectors all offer plug-and-play simplicity.

ONEAC works.

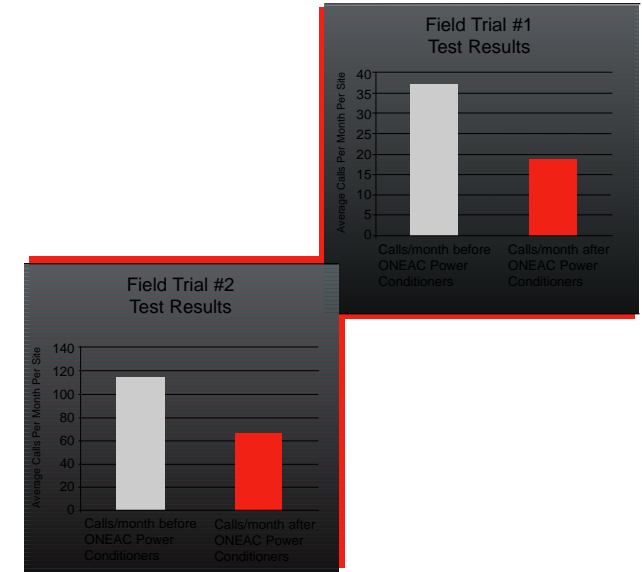
Those using ONEAC report less ATM system downtime, fewer interruptions and longer equipment life. That's why so many depend on ONEAC to keep their ATMs running smoothly.

Field tests prove it.

As our field tests have proven, installing ONEAC Power Conditioners with ATM equipment can substantially increase system uptime.

To help illustrate that ONEAC Power Conditioners provide maximum uptime for ATMs, let's take a look at actual field trial results.

Take a look.



ATM Uptime Analysis

Availability for Each ATM

	Per Day	Per Year
When ATM is operating at 100%	1,440 min.	525,600 min.
When ATM is operating at 98%	1,411 min.	515,015 min.
Lost operating time	29 min.	10,585 min.

Maximize Uptime with ONEAC Minutes Hours Days

As our field tests have proven, installing ONEAC Power Conditioners with ATM equipment can substantially increase system uptime. Just to illustrate, we'll figure a 50% increase in availability.

Increased annual uptime per ATM	5293	88	3.67
---------------------------------	------	----	------

Figure Your Annual Increase in Revenue for Each ATM

Avg. Daily Revenue per ATM \$ _____ x 3.67 (days of increased uptime) = \$ _____